



# Project Golden Rule

---

PRD Kickoff Deck  
03/25/21

inovelli®



# Overview

A non-smart companion to our switches

## Project Overview

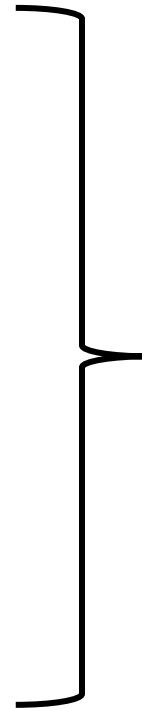
Currently our switches use GE or HomeSeer's aux switches and people want matching hardware so we need to create a switch that can match both our On/Off and Dimmer switches.



**Inovelli  
Dimmer Switch**



**GE/HomeSeer Aux  
Switch**



**Inovelli  
Dimmer Switch**



**Inovelli  
Aux Switch**

Aux switches allow dimming at the non-smart side of the 3-Way. In addition, they are designed to match their smart switch counterparts (GE, HomeSeer, etc). As you can see, the above Aux switch by GE does not match our smart switch.



**Hardware/Firmware Req's**  
Installed in as many houses as possible

## Look & Feel

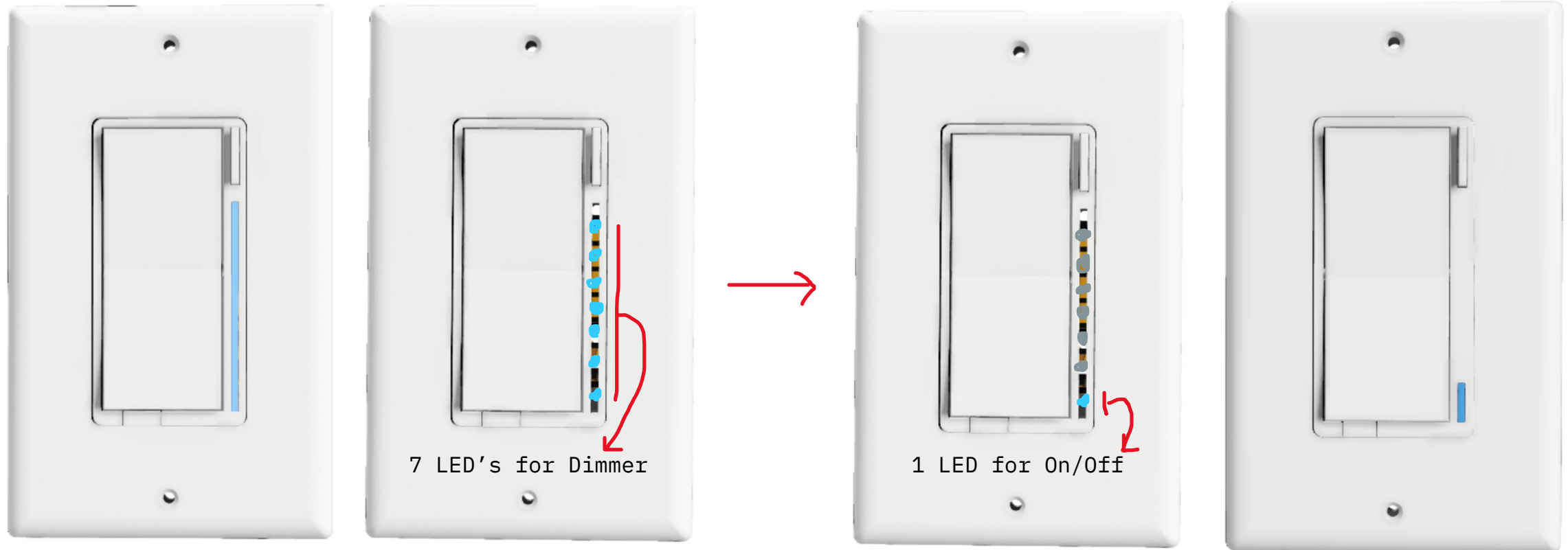
The look and feel should be similar to our Z-Wave switches - which is distinct to our brand.



- **Responsive Paddle** - rests in a neutral state  
(tap up = on // tap down = off & hold up = dim up // hold down = dim down)
- **Configuration / Favorites Button** - button should be used for configuration of the switch as well as scene control.
  - Should be able to be held (for configuration)
  - Should be able to be tapped (for scene control)
- **RGB LED Bar** - should measure the % of how much the switch is dimmed
  - LEDs should be RGB (artificial white included)
  - LEDs should also be able to be dimmed
  - **Should mimic smart switch LED bar (notifications, color, etc)**
- **Paddle & Faceplate Color** - color should match Lutron Claro wall-plate white
  - Should also be able to be removed and other colors produced
- **Slim Design** - See appendix (Section A) -- depth of switch should be as slim as possible so that it can fit into metal boxes.
- **Air Gap**
- **No heat-sink tabs** (if possible - See Section A in Appendix)

## Features & Capabilities – Transform from Dimmer to On/Off Switch

There should be a setting where the user can set the switch to look like either a dimmer or on/off switch.



Default aux switch will match our dimmer switch in that it will have all 7 LED's lit up and the LED bar will dim up and down indicating the level of the load.

If user wants the aux switch to match their smart On/Off switch, they can remove the paddle and replace it with an On/Off paddle while also turning off 6 of the 7 LED's.



# Other Info

Certification & What's in the Box

## Other Requirements

Customers expect these to have the following certifications and inserts.



**Note:** Box will be a different color

### Certifications

- UL (Required)

### What's in the Box

- Instruction Manual (color)
- Wiring Insert
- Rewards Program Insert
- Warning sticker on side of switch
- Faceplate & screws (white - matches Lutron Claro)
- Switch + Paddle



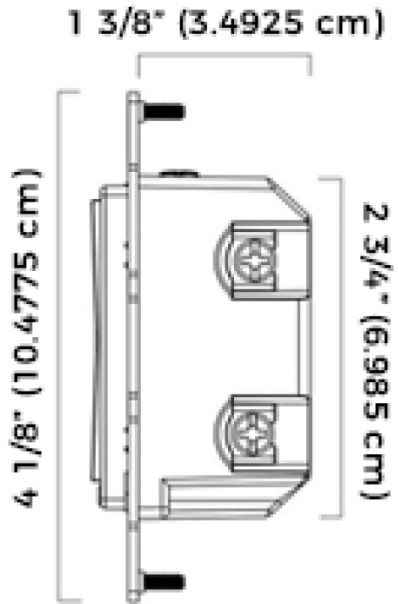
# Appendix



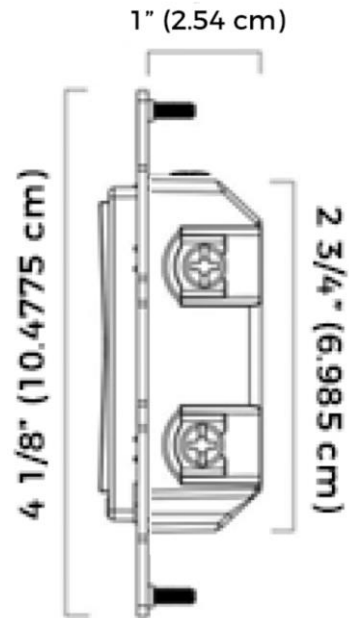
## Section A – Slim Design & No Heat Sink Tabs

Smart switches are extremely thick and sometimes hard to fit into US gang-boxes, especially older gang-boxes that are metal.

### Current Depth



### Ideal Depth



**QUICKFIT™**

20% smaller housing

No break-off tabs to remove

The image shows a comparison of two switch housings. The top row shows a white switch housing with a red arrow pointing from a larger, bulkier version to a smaller, more compact version. The bottom row shows a silver switch housing with a red arrow pointing from a larger, bulkier version to a smaller, more compact version. The text '20% smaller housing' and 'No break-off tabs to remove' is placed between the two rows.

Note: image above is Jasco's new switch